
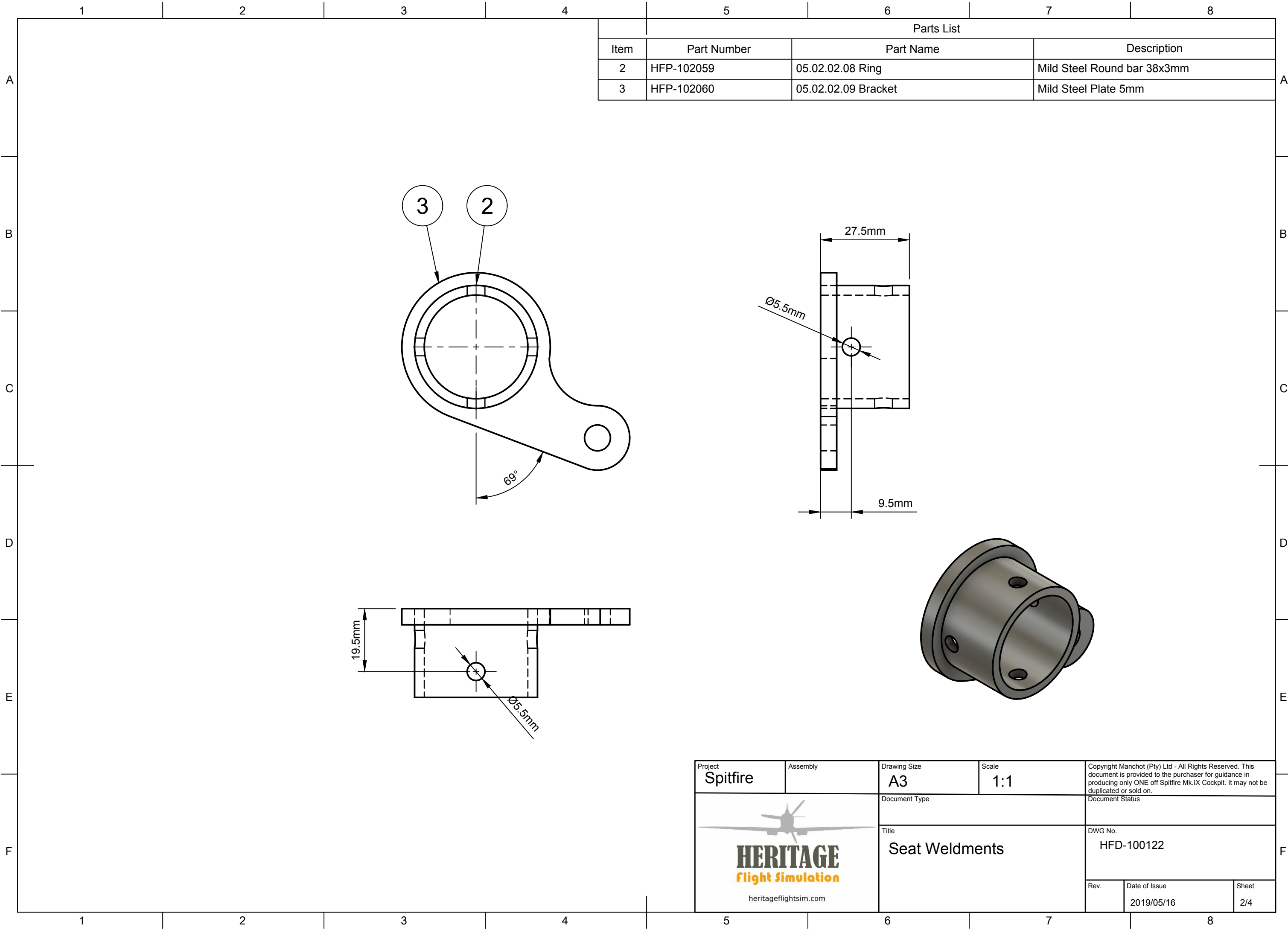

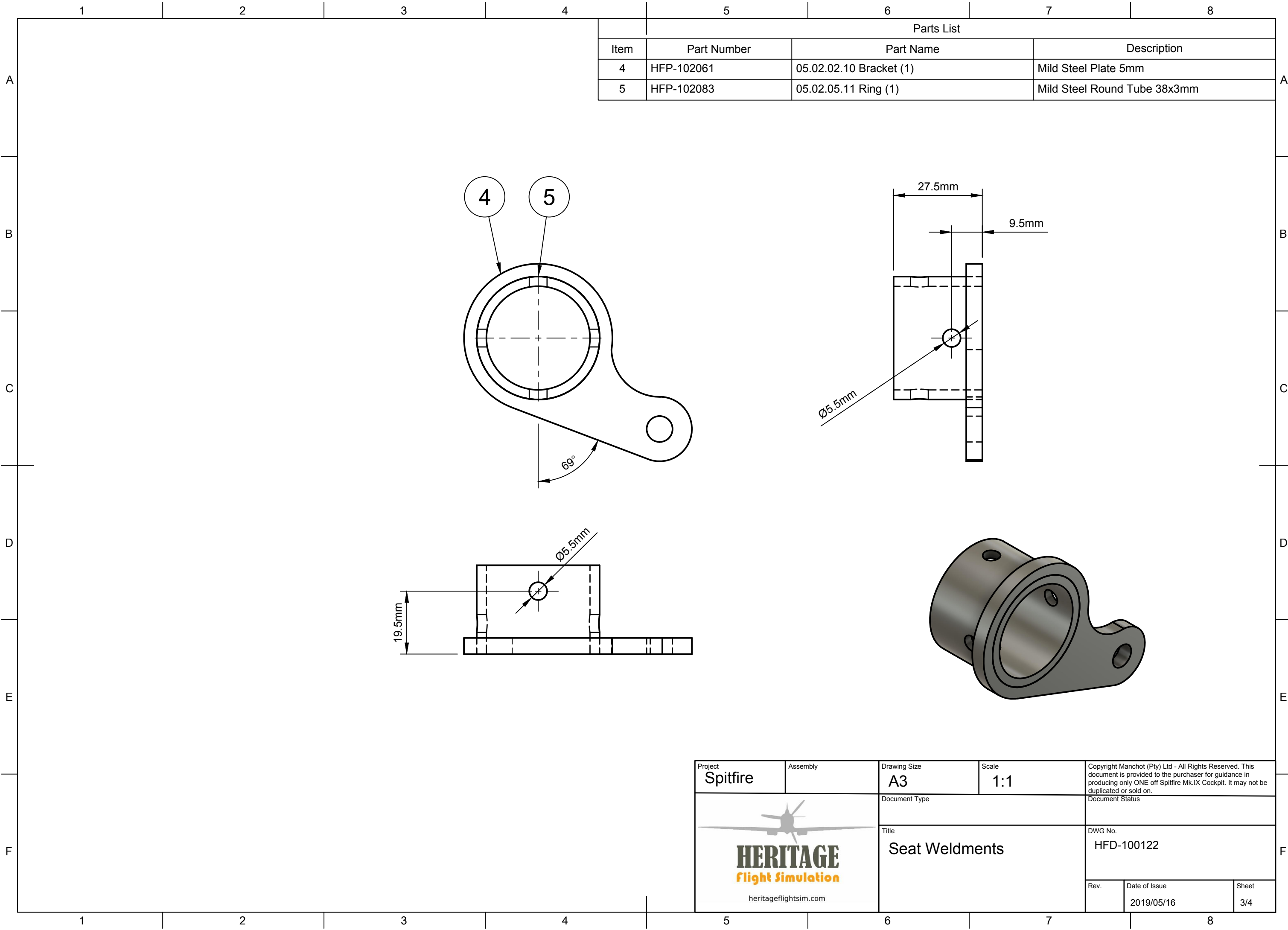


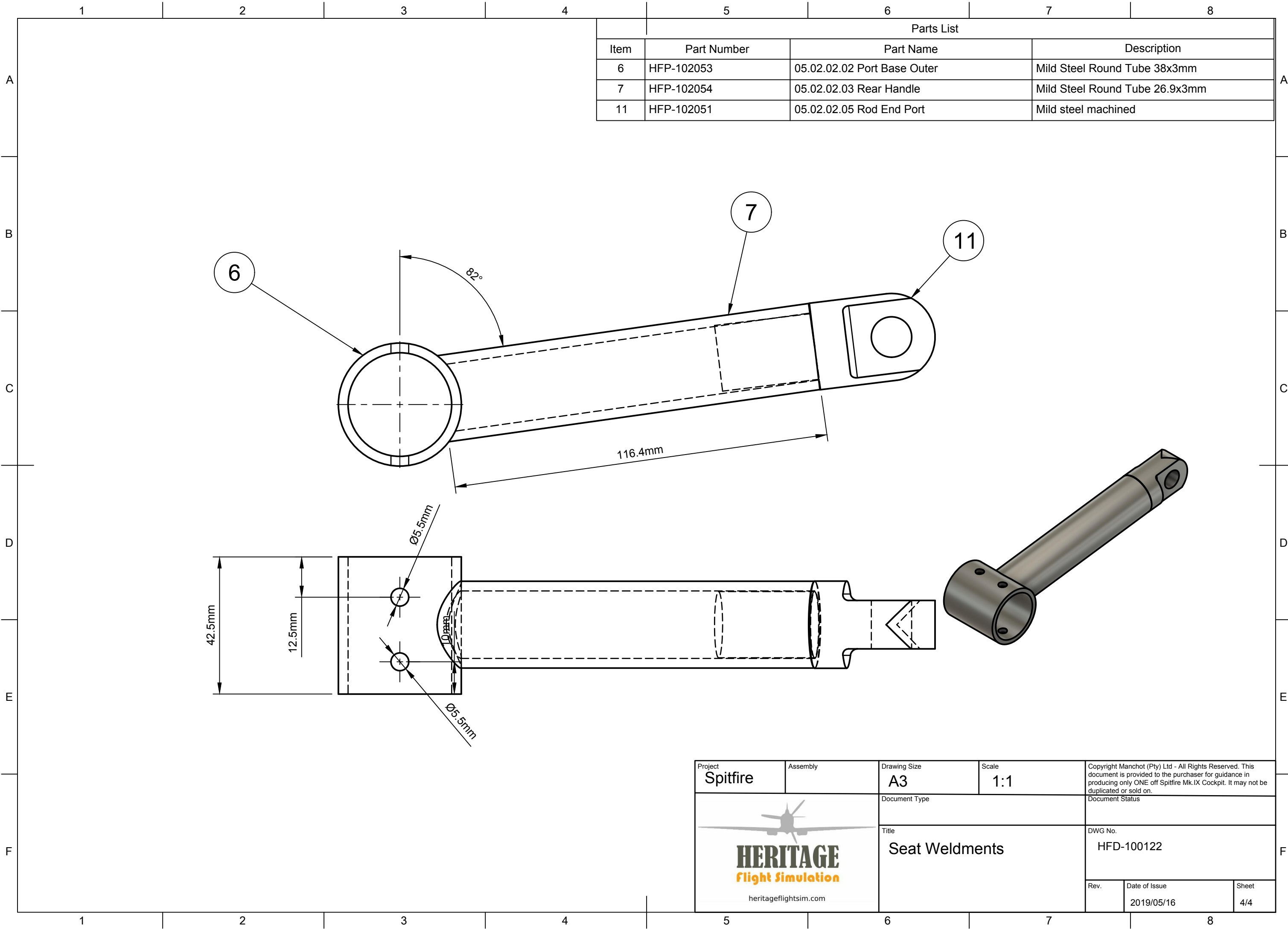
Project Spitfire	Assembly 05.02	Drawing Size A3	Scale 1:2	Copyright Manchot (Pty) Ltd - All Rights Reserved. This document is provided to the purchaser for guidance in producing only ONE off Spitfire Mk.IX Cockpit. It may not be duplicated or sold on.		
 heritageflightsim.com		Document Type Assembly Drawing		Document Status For Construction		
		Title Seat Weldments		DWG No. HFD-100122		
		Rev. 0	Date of Issue 2019/05/16	Sheet 1/4		




Parts List			
Item	Part Number	Part Name	Description
2	HFP-102059	05.02.02.08 Ring	Mild Steel Round bar 38x3mm
3	HFP-102060	05.02.02.09 Bracket	Mild Steel Plate 5mm

Project Spitfire	Assembly	Drawing Size A3	Scale 1:1	Copyright Manchot (Pty) Ltd - All Rights Reserved. This document is provided to the purchaser for guidance in producing only ONE off Spitfire Mk.IX Cockpit. It may not be duplicated or sold on.		
 heritageflightsim.com		Document Type		Document Status		
		Title Seat Weldments		DWG No. HFD-100122		
		Rev.	Date of Issue 2019/05/16	Sheet 2/4		





Parts List			
Item	Part Number	Part Name	Description
6	HFP-102053	05.02.02.02 Port Base Outer	Mild Steel Round Tube 38x3mm
7	HFP-102054	05.02.02.03 Rear Handle	Mild Steel Round Tube 26.9x3mm
11	HFP-102051	05.02.02.05 Rod End Port	Mild steel machined

Project Spitfire	Assembly	Drawing Size A3	Scale 1:1	Copyright Manchot (Pty) Ltd - All Rights Reserved. This document is provided to the purchaser for guidance in producing only ONE off Spitfire Mk.IX Cockpit. It may not be duplicated or sold on.		
		Document Type		Document Status		
		Title Seat Weldments		DWG No. HFD-100122		
		Rev.	Date of Issue 2019/05/16	Sheet 4/4		