

F

E

D

C

B

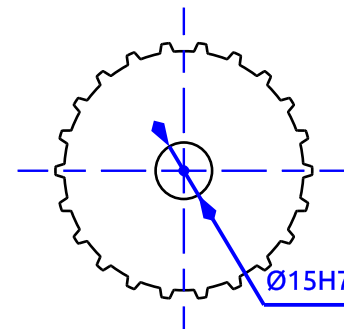
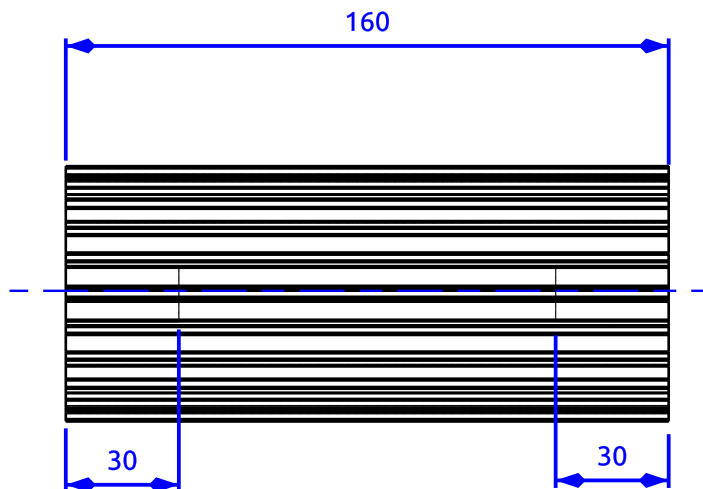
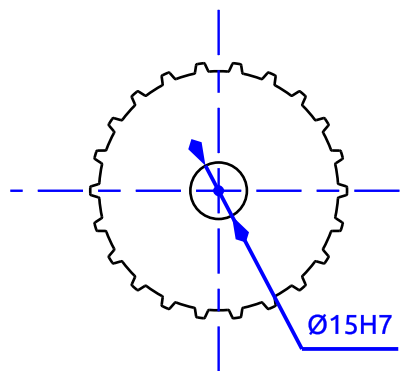
A

4


3

2

1



Profondeur alésage peut-être soit borgne (30 mm de prof) ou débouchant.



DESIGNED BY:

BERNHARD M.

DATE:

12/02/18

SIZE

A4

SCALE

0.5/1

WEIGHT (kg)

Weight

Barreau cannelé

Laminoir

DRAWING NUMBER

01

SHEET

01/01

G

—

F

—

E

—

D

—

C

—

B

—

A

—

This drawing is our property; it can't be reproduced or communicated without our written consent.

F

E

D