

Press and drag mouse to rotate view




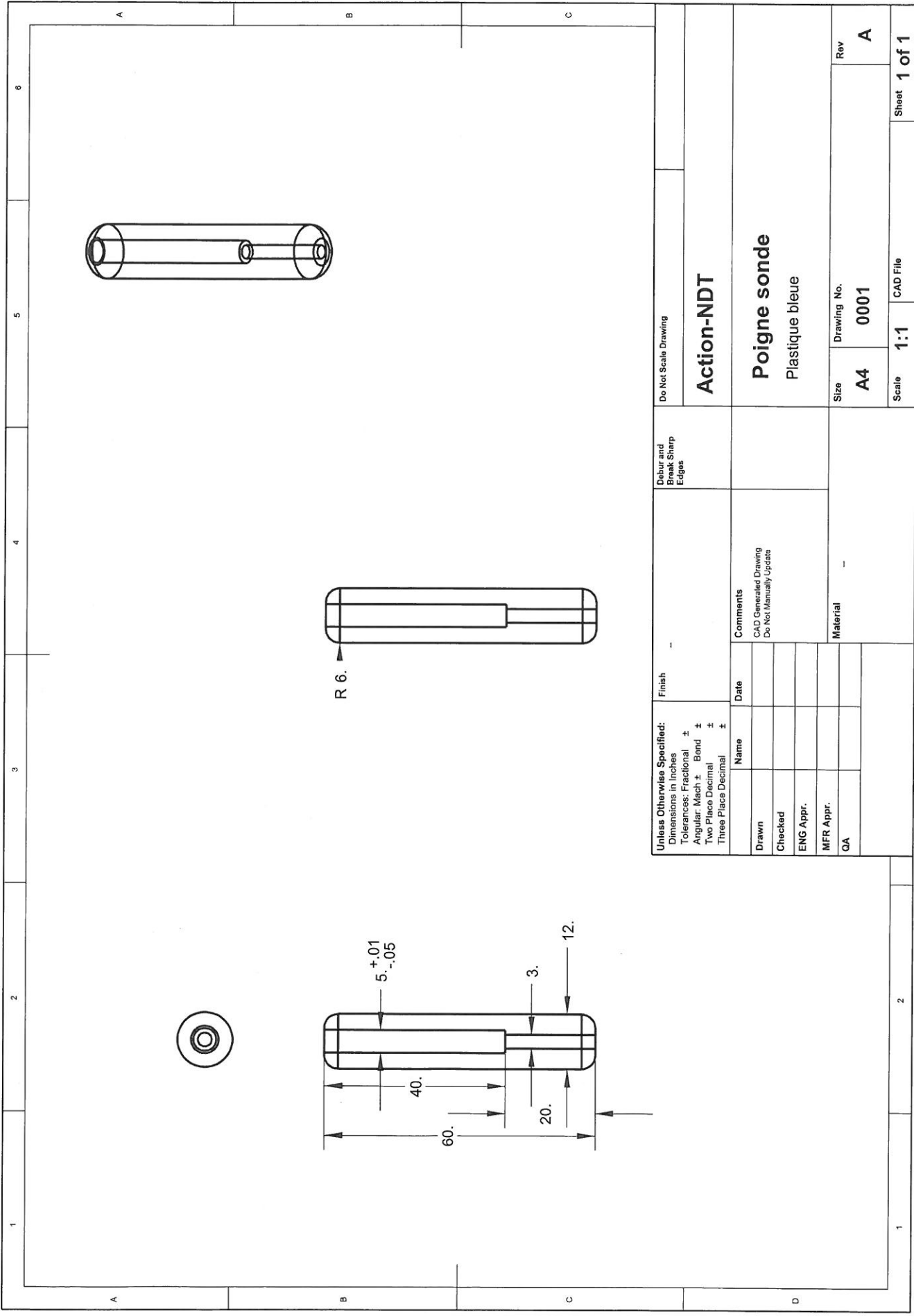
10.0

10.0

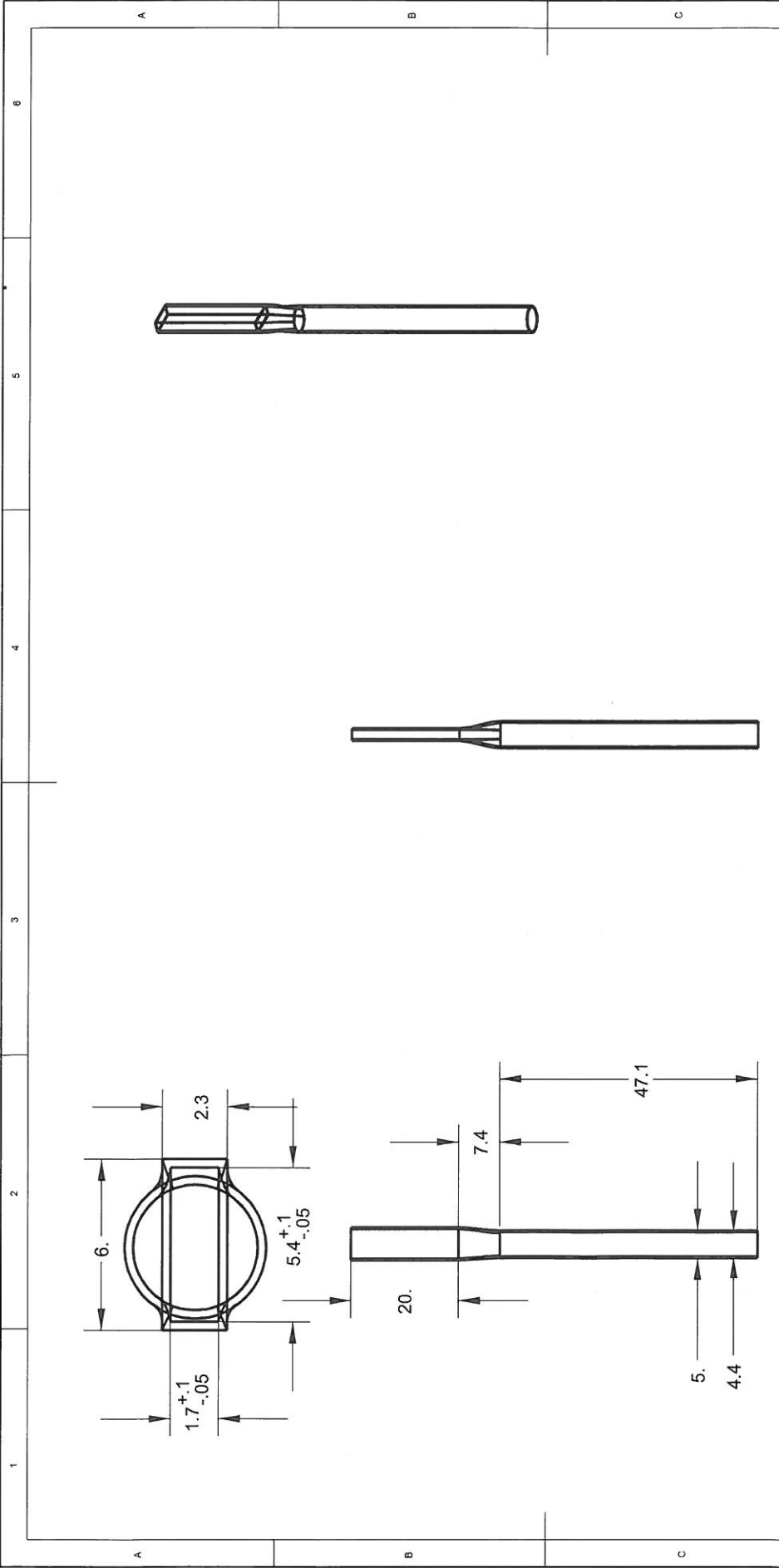
10.0

f $Z = 0.0 \text{ mm}$





Unless Otherwise Specified: Dimensions in Inches Tolerances: Fractional ± Angular: Mach ± Bend ± Two Place Decimal ± Three Place Decimal ±		Finish: -- Debur and Break Sharp Edges	Do Not Scale Drawing Action-NDT
Name: _____ Date: _____ Drawn: _____ Checked: _____ ENG Appr.: _____ MFR Appr.: _____ QA: _____	Comments: CAD Generated Drawing Do Not Manually Update	Size: A4 Drawing No.: 0001	Scale: 1:1 CAD File: _____ Sheet: 1 of 1
Material: _____		Rev: A	Poigne sonde Plastique bleue



Do Not Scale Drawing		Debur and Break Sharp Edges		Finish		Unless Otherwise Specified: Dimensions in Inches Tolerances: Fractional ± Angular: Mich ± Bend ± Two Place Decimal ± ± Three Place Decimal ± ±	
Action-NDT							
Tube sonde		Tube laiton dia 5mm ext / 4.4mm int mis en forme		Comments		CAD Generated Drawing Do Not Manually Update	
Size	Drawing No.	Rev	Material				
A4	0001	A					
Scale	1:1	CAD File	Sheet 1 of 1				