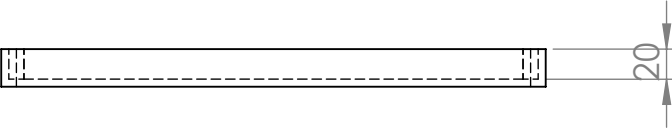
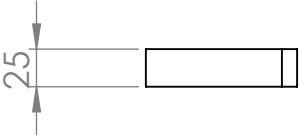
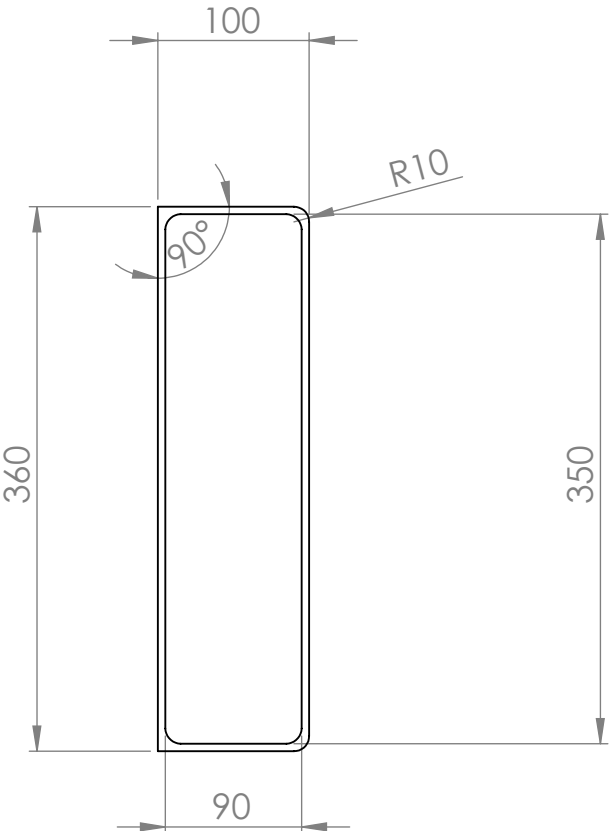
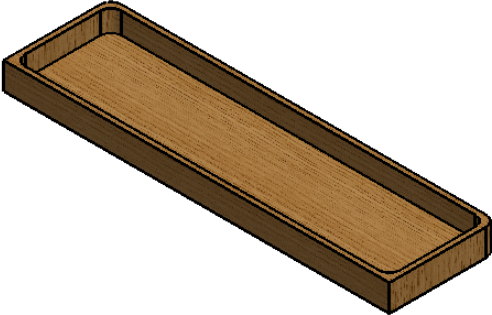


	4	3	2	1		
F						F
E						E
D						D
C						C
B						B
A						A



SAUF INDICATION CONTRAIRE:
LES COTES SONT EN MILLIMETRES
ETAT DE SURFACE:
TOLERANCES:
 LINEAIRES:
 ANGULAIRES:

FINITION:

CASSER LES
ANGLES VIFS

NE PAS CHANGER L'ECHELLE

REVISION

	NOM	SIGNATURE	DATE			TITRE:	
AUTEUR							
VERIF.							
APPR.							
FAB.							
QUAL.							
				MATERIAU:	No. DE PLAN	Pièce3	
							A4
				MASSE:	ECHELLE:1:5	FEUILLE 1 SUR 1	

4

3

2

1