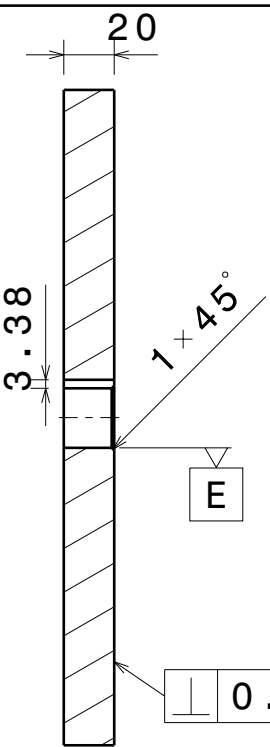
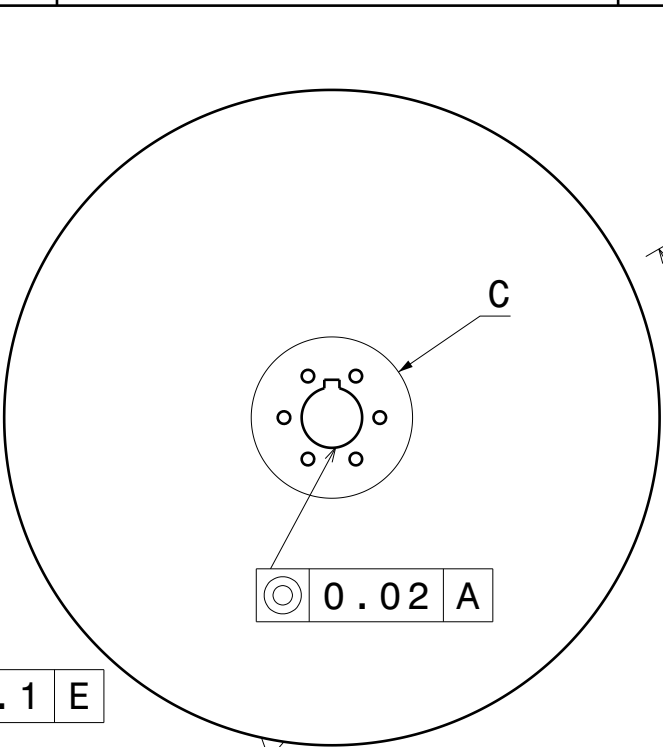


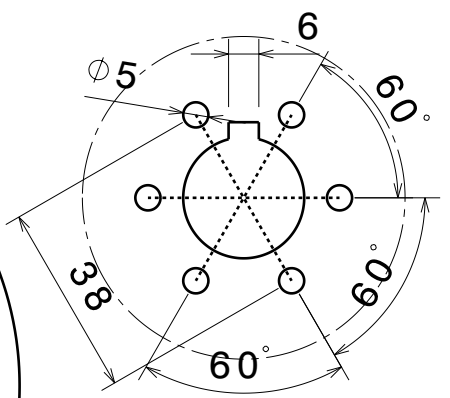
Vue de face
Echelle : 1:3



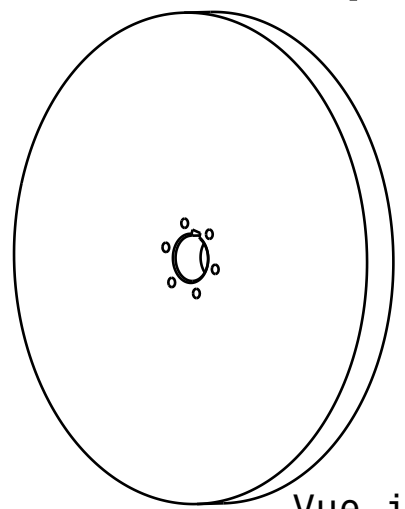
Coupe A-A
Echelle : 1:3



Vue arrière
Echelle : 1:3



Détail C
Echelle : 2:3



Vue isométrique
Echelle : 1:4

DESIGNED BY: Aurélien Thorez	
DATE: 23/02/2017	
Tolérance générale: +/- 0.1	
rayon usinage max : 0.5	
SIZE A4	
SCALE 1:1	Matière: Acier

<h1>Masse inertie</h1>	
Pour tous renseignements supplémentaires ou côtes manquantes me contacter: Mail: aurelien.thorez@estaca.eu Tel: 06.48.29.81.89	
SHEET 1/1	

I	-
H	-
G	-
F	-
E	-
D	-
C	-
B	-
A	-

This drawing is our property; it can't be reproduced or communicated without our written agreement.