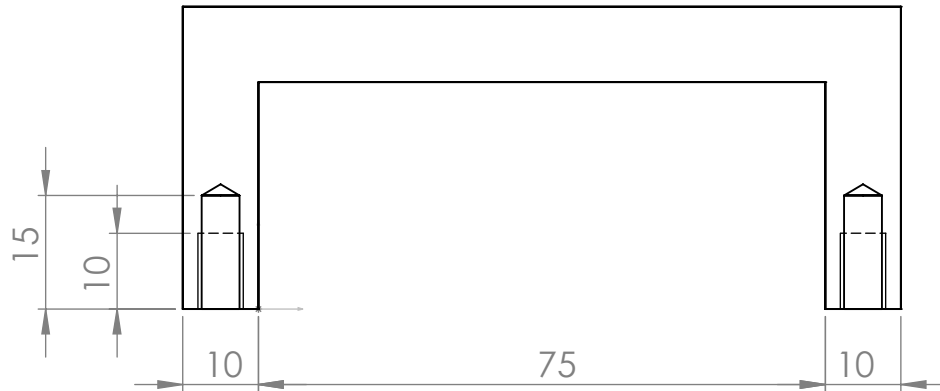
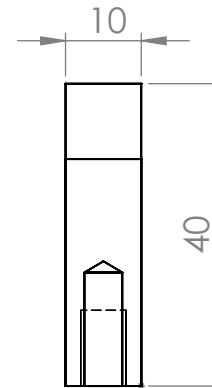
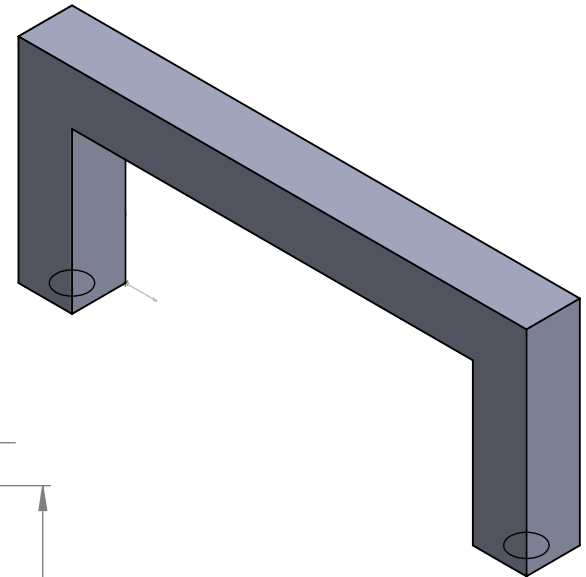


B

B

2 x M6



A

A

PROPRIETARY AND CONFIDENTIAL

THE INFORMATION CONTAINED IN THIS  
DRAWING IS THE SOLE PROPERTY OF  
<ICAM> INC.  
REPRODUCTION IN PART OR AS A WHOLE  
WITHOUT THE WRITTEN PERMISSION OF  
<ICAM> IS  
PROHIBITED.

NEXT ASSY

USED ON

APPLICATION

UNLESS OTHERWISE SPECIFIED:

DIMENSIONS ARE IN MM  
TOLERANCES:ISO 2768m K  
FRACTIONAL ±  
ANGULAR: MACH ± BEND ±  
TWO PLACE DECIMAL ±  
THREE PLACE DECIMAL ±

INTERPRET GEOMETRIC  
TOLERANCING PER:

MATERIAL

Aluminium

DO NOT SCALE DRAWING

NAME

DATE

DRAWN

CHECKED

ENG APPR.

MFG APPR.

Q.A.

COMMENTS:

ICAM, projet industriel ANIOS

TITLE:

SIZE

DWG. NO.

REV

A

PONT FIN

SCALE: 1:2

SHEET 1 OF 1

Edition d'éducation SOLIDWORKS – Usage universitaire uniquement.

quantité : 1

2

1